

PTFE Convoluted Tubing

PTFE convoluted tubing is produced using a modified grade of standard PTFE, offering the advantage of excellent flex-life performance compared to most other fluoropolymers, together with greatly improved stress crack resistance.











Containing fewer pinhole voids than standard material, PTFE convoluted tubing benefits from much lower permeation making it an excellent choice for the transport of fine chemicals and very 'searching' gases such as chlorine.



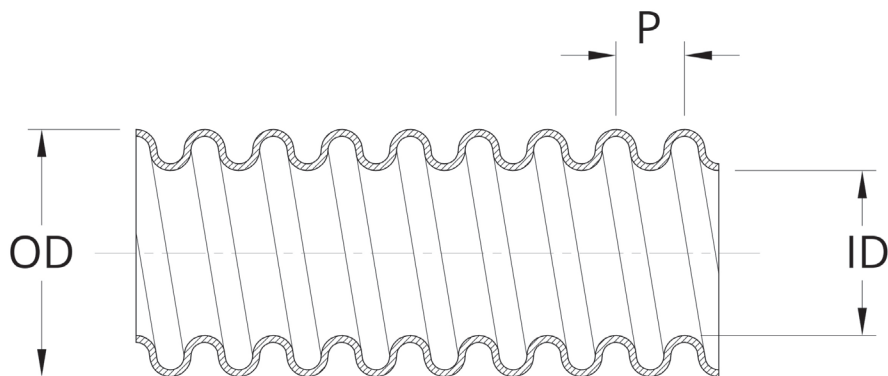
Availability

- Available in coils or on spools
- Cut-to-length
- Standard & conductive (fully carbon black or single helical stripe)
- Thermoformed ends: flanged, flared, cuffed
- Ready assembled with connectors
- Outer helical wire for improved pressure performance and crush resistance.

Key features

-  Most flexible tubing design
-  Self draining due to its helical form
-  Broadest chemical resistance
-  Serviceable up to 260°C (500°F)
-  Non-wetting
-  Very low diffusion through wall
-  UL94 V-O flammability rating, LOI 95%
-  Smooth surfaces
-  Numerous connection options
-  FDA & USP Class VI compliant

PTFE Convuluted Tubing - Cross Section View



Standard nominal imperial sizes

Nom Bore	ID (mm)	Wall (mm)	OD (mm)	Pitch (mm)	MBR (mm)	Max Coil Length
1/4	6.00 +/- 0.25	0.65 +/- 0.10	10.00 +/- 0.10	5.0	10	150
5/16	8.00 +/- 0.25	0.65 +/- 0.10	12.00 +/- 0.25	5.0	15	125
3/8	10.00 +/- 0.35	0.65 +/- 0.10	14.50 +/- 0.35	5.0	20	120
1/2	13.00 +/- 0.40	0.90 +/- 0.10	18.00 +/- 0.40	6.0	25	80
5/8	16.00 +/- 0.40	0.90 +/- 0.10	21.00 +/- 0.40	6.0	30	55
3/4	20.00 +/- 0.40	1.00 +/- 0.10	28.00 +/- 0.40	8.0	50	140
1	25.00 +/- 0.50	1.10 +/- 0.10	34.00 +/- 0.50	8.0	60	100
1 1/4	32.00 +/- 0.50	1.15 +/- 0.10	42.00 +/- 0.50	10.0	80	70
1 1/2	37.00 +/- 0.50	1.45 +/- 0.15	47.00 +/- 0.50	10.0	100	100
1 3/4	45.00 +/- 0.50	1.45 +/- 0.15	57.00 +/- 0.75	12.0	120	85
2	50.00 +/- 1.00	1.50 +/- 0.15	61.00 +/- 1.00	12.5	125	80
2 1/4	57.00 +/- 1.00	1.50 +/- 0.15	73.00 +/- 1.00	16.0	150	65
2 1/2	63.00 +/- 1.50	1.50 +/- 0.15	82.00 +/- 1.00	18.0	175	55
3	74.00 +/- 1.50	1.50 +/- 0.15	92.00 +/- 1.00	20.0	200	45
4	100.00 +/- 2.00	2.00 +/- 0.20	125.00 +/- 2.00	24.0	225	25
5	125.00 +/- 2.00	2.50 +/- 0.25	152.00 +/- 2.00	30.0	235	20
6	150.00 +/- 2.50	2.50 +/- 0.25	180.00 +/- 2.50	30.0	250	15

MBR = Minimum Bend Radius (mm)

+44 (0)1785 859 054 enquiries@polyflon.co.uk www.polyflon.co.uk

16 Raleigh Hall, Eccleshall, Stafford, ST21 6JL

