

PTFE Convoluted Tubing

PTFE convoluted tubing is produced using a modified grade of standard PTFE, offering the advantage of excellent flex-life performance compared to most other fluoropolymers, together with greatly improved stress crack resistance.











Containing fewer pinhole voids than standard material, PTFE convoluted tubing benefits from much lower permeation making it an excellent choice for the transport of fine chemicals and very 'searching' gases such as chlorine.



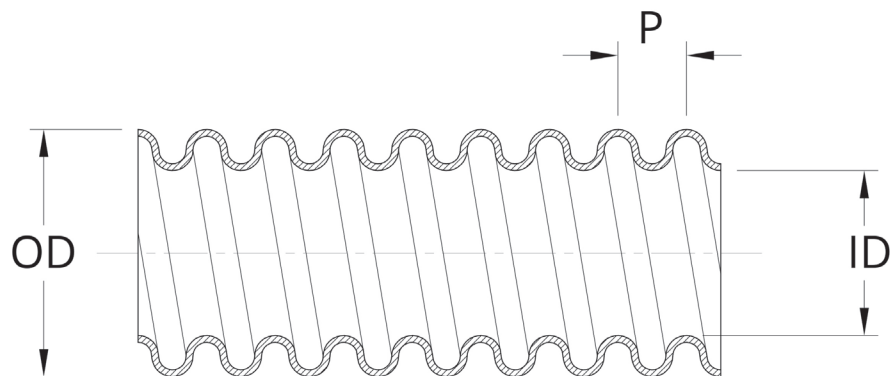
Availability

- Available in coils or on spools
- Cut-to-length
- Standard & conductive (fully carbon black or single helical stripe)
- Thermoformed ends: flanged, flared, cuffed
- Ready assembled with connectors
- Outer helical wire for improved pressure performance and crush resistance.

Key features

-  Most flexible tubing design
-  Self draining due to its helical form
-  Broadest chemical resistance
-  Serviceable up to 260°C (500°F)
-  Non-wetting
-  Very low diffusion through wall
-  UL94 V-O flammability rating, LOI 95%
-  Smooth surfaces
-  Numerous connection options
-  FDA & USP Class VI compliant

PTFE Convuluted Tubing - Cross Section View



Standard nominal imperial sizes

| Nom Bore | ID (mm) | Wall (mm) | OD (mm) | Pitch (mm) | MBR (mm) | Max Coil Length |
|----------|-----------------|---------------|-----------------|------------|----------|-----------------|
| 1/4 | 6.00 +/- 0.25 | 0.65 +/- 0.10 | 10.00 +/- 0.10 | 5.0 | 10 | 150 |
| 5/16 | 8.00 +/- 0.25 | 0.65 +/- 0.10 | 12.00 +/- 0.25 | 5.0 | 15 | 125 |
| 3/8 | 10.00 +/- 0.35 | 0.65 +/- 0.10 | 14.50 +/- 0.35 | 5.0 | 20 | 120 |
| 1/2 | 13.00 +/- 0.40 | 0.90 +/- 0.10 | 18.00 +/- 0.40 | 6.0 | 25 | 80 |
| 5/8 | 16.00 +/- 0.40 | 0.90 +/- 0.10 | 21.00 +/- 0.40 | 6.0 | 30 | 55 |
| 3/4 | 20.00 +/- 0.40 | 1.00 +/- 0.10 | 28.00 +/- 0.40 | 8.0 | 50 | 140 |
| 1 | 25.00 +/- 0.50 | 1.10 +/- 0.10 | 34.00 +/- 0.50 | 8.0 | 60 | 100 |
| 1 1/4 | 32.00 +/- 0.50 | 1.15 +/- 0.10 | 42.00 +/- 0.50 | 10.0 | 80 | 70 |
| 1 1/2 | 37.00 +/- 0.50 | 1.45 +/- 0.15 | 47.00 +/- 0.50 | 10.0 | 100 | 100 |
| 1 3/4 | 45.00 +/- 0.50 | 1.45 +/- 0.15 | 57.00 +/- 0.75 | 12.0 | 120 | 85 |
| 2 | 50.00 +/- 1.00 | 1.50 +/- 0.15 | 61.00 +/- 1.00 | 12.5 | 125 | 80 |
| 2 1/4 | 57.00 +/- 1.00 | 1.50 +/- 0.15 | 73.00 +/- 1.00 | 16.0 | 150 | 65 |
| 2 1/2 | 63.00 +/- 1.50 | 1.50 +/- 0.15 | 82.00 +/- 1.00 | 18.0 | 175 | 55 |
| 3 | 74.00 +/- 1.50 | 1.50 +/- 0.15 | 92.00 +/- 1.00 | 20.0 | 200 | 45 |
| 4 | 100.00 +/- 2.00 | 2.00 +/- 0.20 | 125.00 +/- 2.00 | 24.0 | 225 | 25 |
| 5 | 125.00 +/- 2.00 | 2.50 +/- 0.25 | 152.00 +/- 2.00 | 30.0 | 235 | 20 |
| 6 | 150.00 +/- 2.50 | 2.50 +/- 0.25 | 180.00 +/- 2.50 | 30.0 | 250 | 15 |

MBR = Minimum Bend Radius (mm)

+44 (0)1785 859 054 info@polyflon.co.uk www.polyflon.co.uk

16 Raleigh Hall, Eccleshall, Stafford, ST21 6JL

